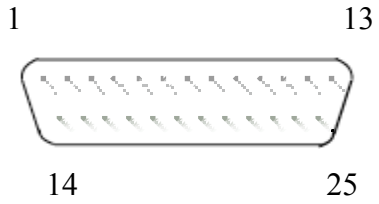
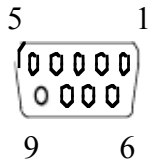
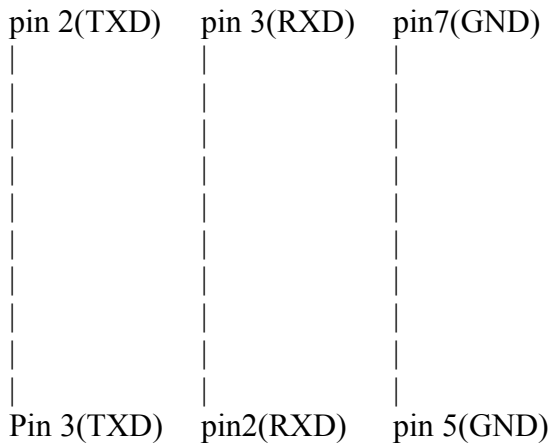


COHERENT I90 9 pin RS232 to 25 pin RS232 Laser Cable

Date: 18-4-2007



Male 25 pin connector



Female 9 pin connector

On the female 9 pin side Short the following pins.

Pin 4(DTR)-----pin6(DSR)

Pin 7(RTS)-----pin8(CTS)

Key:

RXD = Receive Data

TXD = Transmit Data

RTS = Request To Send

CTS = Clear To Send

DSR = Data Set Ready

GND = Signal Ground

DTR = Data Terminal Ready

Notes:

In this cable the Frame ground is not connected, but the signal grounds are. This cable specification differs from the I90C series Ion Laser Operator's Manual in that the DTR—DSR and RTS—CTS connections are made at the 9 pin female side.